

# 1 Product Overview

## 16-Ch HD Video Distributor

### User's Manual

V1.0.0

1.2.51.18-11543-000

### Important Safeguard and Warning

Please read the following safeguards and warnings carefully before using the product in order to avoid damages and losses.

Note:

- Do not expose the device to lampblack, steam or dust. Otherwise it may cause fire or electric shock.
- Do not install the device at position exposed to sunlight or in high temperature. Temperature rise in device may cause fire.
- Do not expose the device to humid environment. Otherwise it may cause fire.
- The device must be installed on solid and flat surface in order to guarantee safety under load and earthquake. Otherwise, it may cause device to fall off or turnover.
- Do not place the device on carpet or quilt.
- Do not block air vent of the device or ventilation around the device. Otherwise, temperature in device will rise and may cause fire.
- Do not place any object on the device.
- Do not disassemble the device without professional instruction.

Warning:

- Please use battery properly to avoid fire, explosion and other dangers.
- Please replace used battery with battery of the same type.
- Do not use power line other than the one specified. Please use it properly. Otherwise, it may cause fire or electric shock.

### Special Announcement

- This manual is for reference only.
- All the designs and software here are subject to change without prior written notice.
- All trademarks and registered trademarks are the properties of their respective owners.
- If there is any uncertainty or controversy, please refer to the final explanation of us.
- Please visit our website for more information.

16-Ch HD Video Distributor realizes 16-ch coaxial HD video input into 32-ch output, which guarantees lossless real-time transmission for the HD video signal, which is mainly applied in the device room.

### 1.1 Product Features

- Support 16-ch HDCVI Input, 32-ch output, each input is corresponding to 2 outputs.
- Support HDCVI video format: 720P/25, 720P/30, 720P/50, 720P/60, 1080P/25 and 1080P/30.
- Support positive video, coaxial positive data, coaxial positive audio and coaxial reverse control.
- Lossless, real-time transmission.
- Compatible CVBS, AHD, HDTV signal distribution.
- Appearance dimension: enterprise-level metal structure design, 19-inch 1U chassis.
- Working temperature: -10°C ~ 55°C, max power consumption: 2W.
- Video access indicator and power indicator.

### 1.2 Typical Application

The typical application of the device is shown in Figure 1-1.

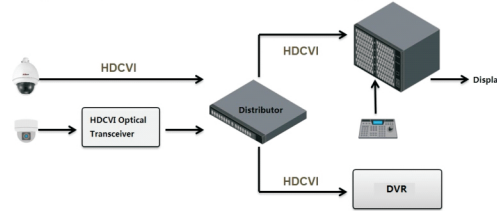


Figure 1-1

# 3 Appendix 1 Technical Specifications

Product model	PFT2690
Input	
Physical port	16*BNC
Input impedance	75 Ω
Output	
Physical port	32*BNC
Output impedance	75 Ω
Functions and Features	
Video format	HDCVI 720P/25、720P/30、720P/50、720P/60、1080P/25、1080P/30
HDCVI signal	Positive video, coaxial positive data, coaxial positive audio, coaxial reverse control.
Video compatibility	CVBS、AHD、HDTV
Signal features	Lossless, real-time
Other	
Lightning protection level	Level 3
Indicator	Power indicator, video access indicator
Power	100-240V AC
Power consumption	≤2W
Application humidity	10% ~ 90%
High and low temperature	-10°C ~ 55°C
Weight	2.78kg
Dimension	440mm × 200mm × 43.65mm
Installation	19-inch standard rack

# 2 Device Structure

## 2.1 Front Panel

The front panel of the device is shown in Figure 2-1.

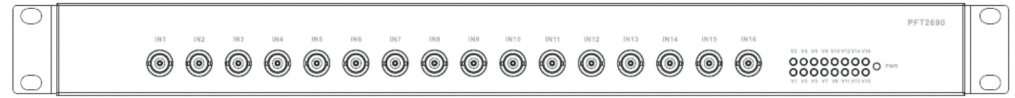


Figure 2-1

Refer to Sheet 2-1 for more details about indicators.

Indicator	Note	Color	Device status
PWR	Power indicator	Green	Power connection normal
V1/N2/V3/N4/V5/ V6/V7/V8/V9/V10/ V11/V12/V13/V14/ V15/V16	Video access indicator	Green	Video access normal

Sheet 2-1

Refer to Sheet 2-2 for more details about ports.

Port name	Note
IN1/IN2/IN3/IN4/IN5/IN6/ IN7/IN8/IN9/IN10/IN11/ IN12/IN13/IN14/IN15/ IN16	16-ch HD video input. Interface type: BNC.

Sheet 2-2

## 2.2 Rear Panel

16-ch HD video input through IN port and output with 32 channels. The rear panel of the device is shown in Figure 2-2.

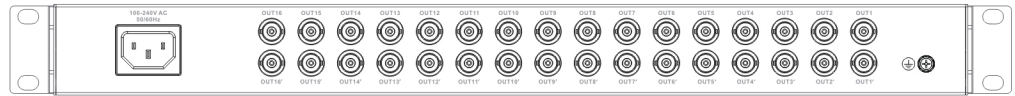


Figure 2-2

Please refer to Sheet 2-3 for more details about the ports.

Port Name	Note
OUT1/OUT2/OUT3/OUT4/OUT5/OUT6/OUT7/OUT8/ OUT9/OUT10/OUT11/OUT12/OUT13/OUT14/OUT15/ OUT16	16-ch HD video output port. Port type: BNC.
OUT1' /OUT2' /OUT3' /OUT4' /OUT5' /OUT6' / OUT7' /OUT8' /OUT9' /OUT10' /OUT11' /OUT12' / OUT13' /OUT14' /OUT15' /OUT16'	16-ch HD video loop output. Port type: BNC.
100-240V AC	Power port

Sheet 2-3

Note:

- This user's manual is for reference only.
- Slight difference may be found in user interface.
- All the designs and software here are subject to change without prior written notice.
- All trademarks and registered trademarks are the properties of their respective owners.
- If there is any uncertainty or controversy, please refer to the final explanation of us.
- Please visit our website for more information.