

User Manual

Color Door Camera DRC-41M



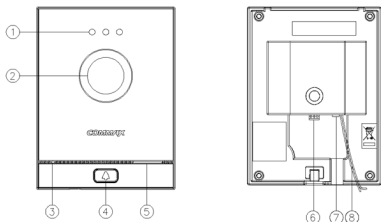
www.commax.com

COMMAX Co.,Ltd.



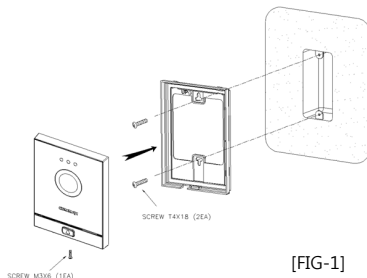
- Thank you for purchasing COMMAX products.
- Please carefully read this User's Guide (in particular, precautions for safety) before using a product and follow instructions to use a product exactly.
- The company is not responsible for any safety accidents caused by abnormal operation of the product.

1. Part Names.

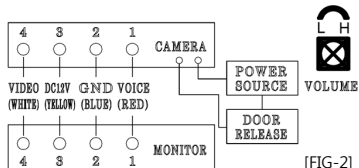


- 1) LED & ILLUMINATION Sensor
(On when calling at night)
- 2) Camera Lens
- 3) MIC
- 4) Call Button(Blue LED on when calling)
- 5) Speaker
- 6) Monitor Connection Terminal
- 7) Volume CONTROL (driver available)
(Use 1.8mm Ceramic Driver)
- 8) Door Release Connection Cable

2. Wiring and Installation



[FIG-1]



[FIG-2]

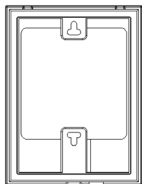
- ① Fix a bracket on a wall with screws
- ② Wiring #1, 2, 3, 4 on the back side of a door camera with a monitor as shown in [FIG-2]
- ③ Put a door camera unit into a wall bracket
- ④ Wire door release connection terminal as shown in [FIG-2]
- ⑤ Tighten a screw at the top side of a door camera. [FIG-1]



3. Package contents



DOOR CAMERA



WALL BRACKET



SCREW
(BHM 3*6)



SCREW
(GH1T 4*18)



4P(1EA)
Connector



4. Specification

Model No.	DRC-41M				
Rated Voltage	12V $\overline{\text{---}}$ (Supplied from monitor)				
Wiring	4 wires(polarity)to a monitor				
	2 wires(non-polarity)to a electric door look				
Video Transmission Standard	NTSC or PAL STANDARD.				
Sensor Type	C-MOS(COLOR)				
Transmission	Full Duplex				
Minimum Illumination	0.3Lux(within300mm) / 410,000 pixels				
LED	Embedded LED(Night working)				
Effective Viewing Angle	140°				
Operating Temperature	-10°C(tested up to -40°C)~+40°C				
Dimension (mm)	110(W) x 145(H) x 28(D)				
camera and a monitor (TIV Cable)	Diameter(pie)	Ø0.5	Ø0.65	Ø0.8	Ø1
	Distance(meter)	28m	50m	70m	115m

COMMAX

COMMAX Co.,Ltd.

513-11, Sangdaewon-dong, Jungwon-gu, Seongnam-si, Gyeonggi-do, Korea
Int'l Business Dept. : Tel.; +82-31-7393-540~550 Fax.; +82-31-745-2133
Web site : www.commax.com

Printed In Korea / 2014.02.105